

Autonomy Zone Collaboration

Sunday, April 18, 2021

180

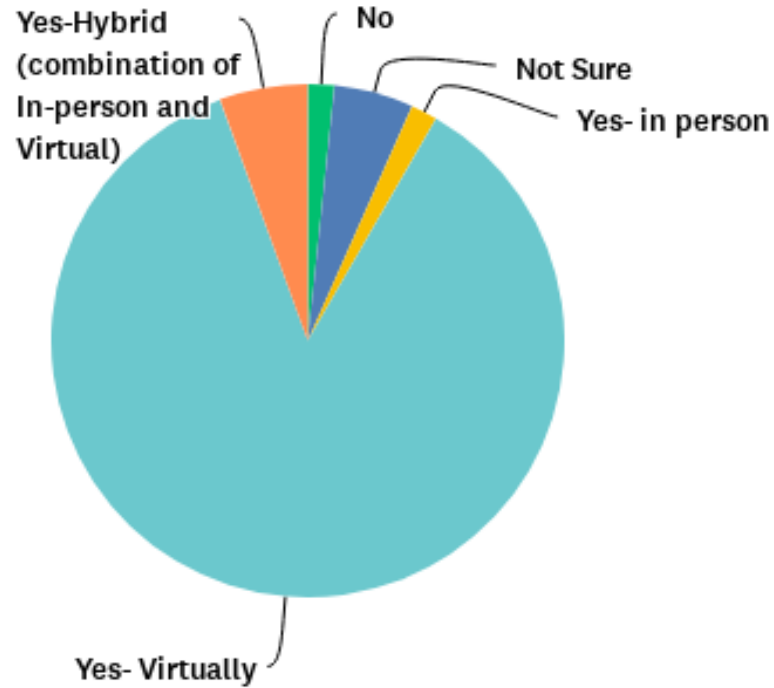
Total Responses

Date Created: Friday, December 04, 2020

Complete Responses: 177

Q1: Does your Area Service Committee still meet?

Answered: 180 Skipped: 0



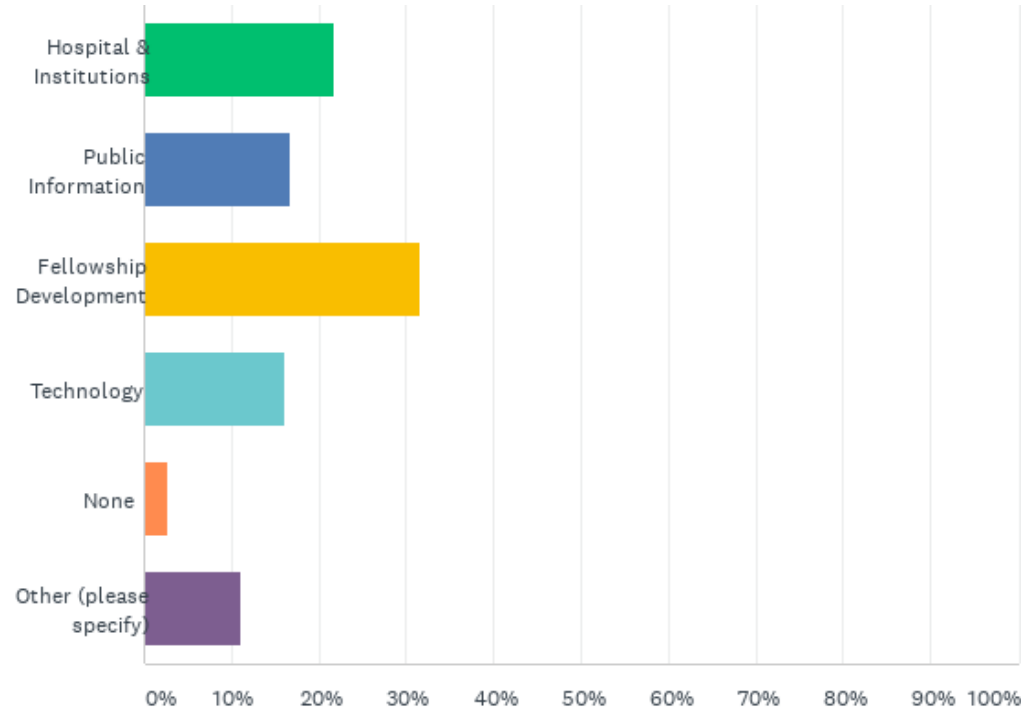
Q1: Does your Area Service Committee still meet?

Answered: 180 Skipped: 0

ANSWER CHOICES	RESPONSES	
No	1.67%	3
Not Sure	5.00%	9
Yes- in person	1.67%	3
Yes- Virtually	86.11%	155
Yes-Hybrid (combination of In-person and Virtual)	5.56%	10
TOTAL		180

Q2: What Learning Day would be most beneficial to your Area? Choose 1

Answered: 180 Skipped: 0



Q2: What Learning Day would be most beneficial to your Area? Choose 1

Answered: 180 Skipped: 0

ANSWER CHOICES	RESPONSES	
Hospital & Institutions	21.67%	39
Public Information	16.67%	30
Fellowship Development	31.67%	57
Technology	16.11%	29
None	2.78%	5
Other (please specify)	11.11%	20
TOTAL		180

Q2: What Learning Day would be most beneficial to your Area?

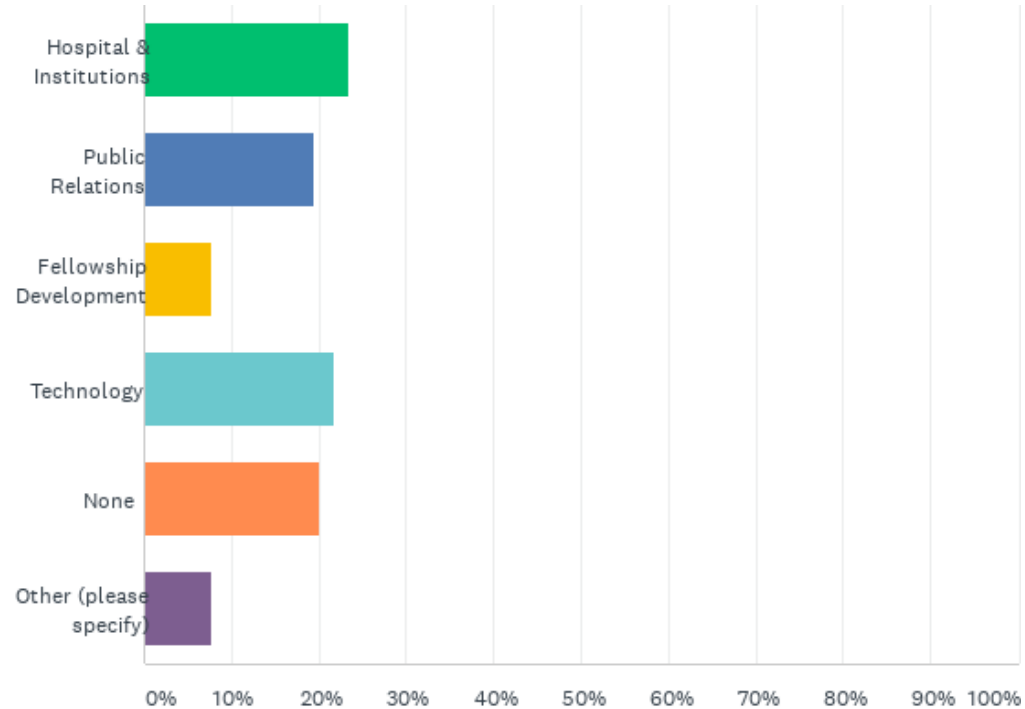
Choose 1

Other Results

- ✚ **Service for area and regional commitments**
- ✚ service and involvement
- ✚ 7th Tradition and commitment
- ✚ ALL OF THE ABOVE
- ✚ Fund Flow responsibilities and best practices (inner city area)
- ✚ Practicing Traditions in service.
- ✚ Today
- ✚ area service gsr
- ✚ learning what
- ✚ Virtual
- ✚ Service in general and how it works/serves the groups.
- ✚ Home Group and Service Position fulfillment.
- ✚ Public relations
- ✚ Virtual meetings
- ✚ Service in the virtual world
- ✚ Mentorship and training for service positions
- ✚ Incorporation 503c and meeting Insurance acquisitions
- ✚ Not really sure
- ✚ Our Service Structure
- ✚ no idea

Q3: What Area services are functioning well? Check one

Answered: 180 Skipped: 0



Q3: What Area services are functioning well? Check one

Answered: 180 Skipped: 0

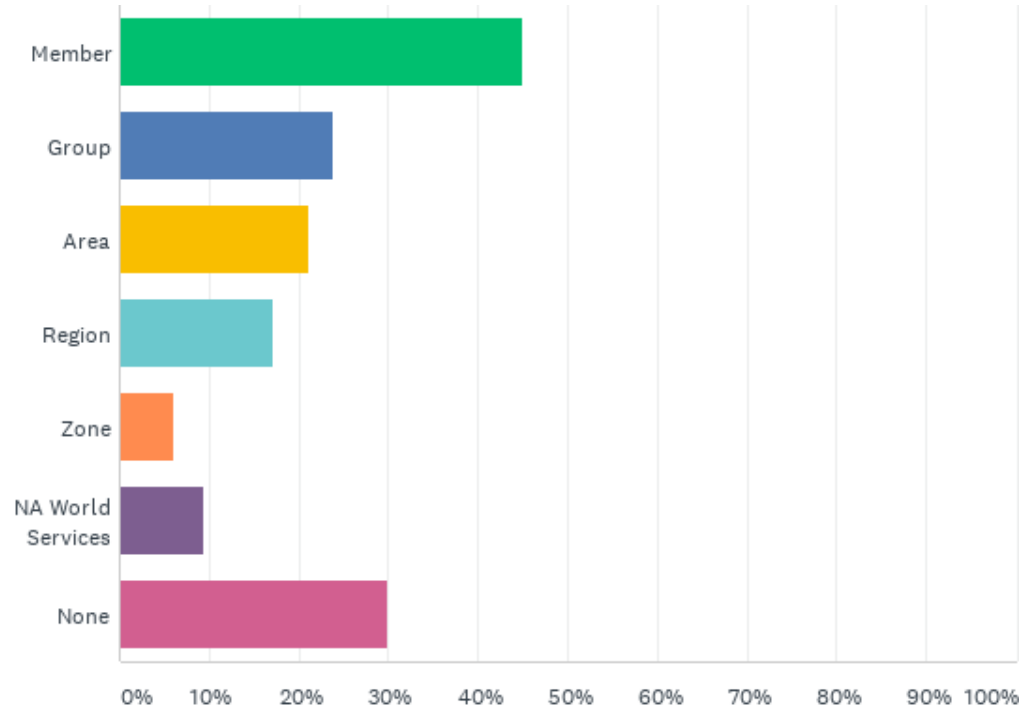
ANSWER CHOICES	RESPONSES	
Hospital & Institutions	23.33%	42
Public Relations	19.44%	35
Fellowship Development	7.78%	14
Technology	21.67%	39
None	20.00%	36
Other (please specify)	7.78%	14
TOTAL		180

Q3: What Area services are functioning well? Check one

- Phone line
- we are maintaining
- unsure
- in person meetings
- Not sure.
- Virtual meeting
- Not sure
- Literature
- Don't know
- Our meetings are continuing/most in ZOOM/few in person
- All
- Literature
- no idea
- U & A

Q4: How are you being provided training for virtual meetings or services?

Answered: 180 Skipped: 0



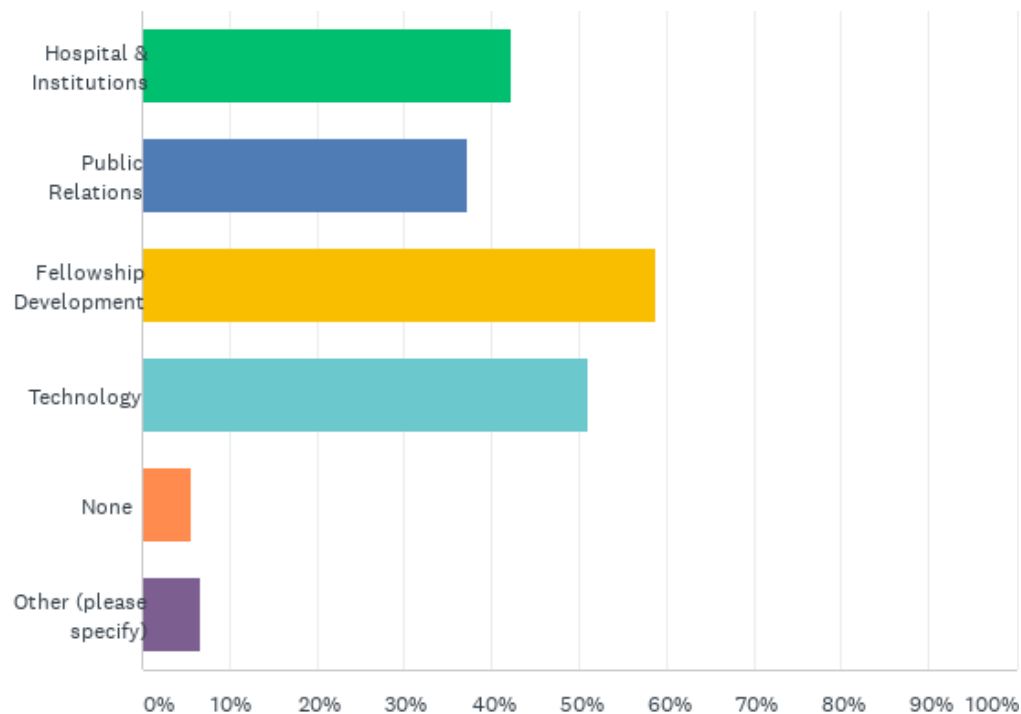
Q4: How are you being provided training for virtual meetings or services?

Answered: 180 Skipped: 0

ANSWER CHOICES	RESPONSES	
Member	45.00%	81
Group	23.89%	43
Area	21.11%	38
Region	17.22%	31
Zone	6.11%	11
NA World Services	9.44%	17
None	30.00%	54
Total Respondents: 180		

Q5: What training and/or mentoring would be helpful? Check all that applies

Answered: 180 Skipped: 0



Q5: What training and/or mentoring would be helpful? Check all that applies

Answered: 180 Skipped: 0

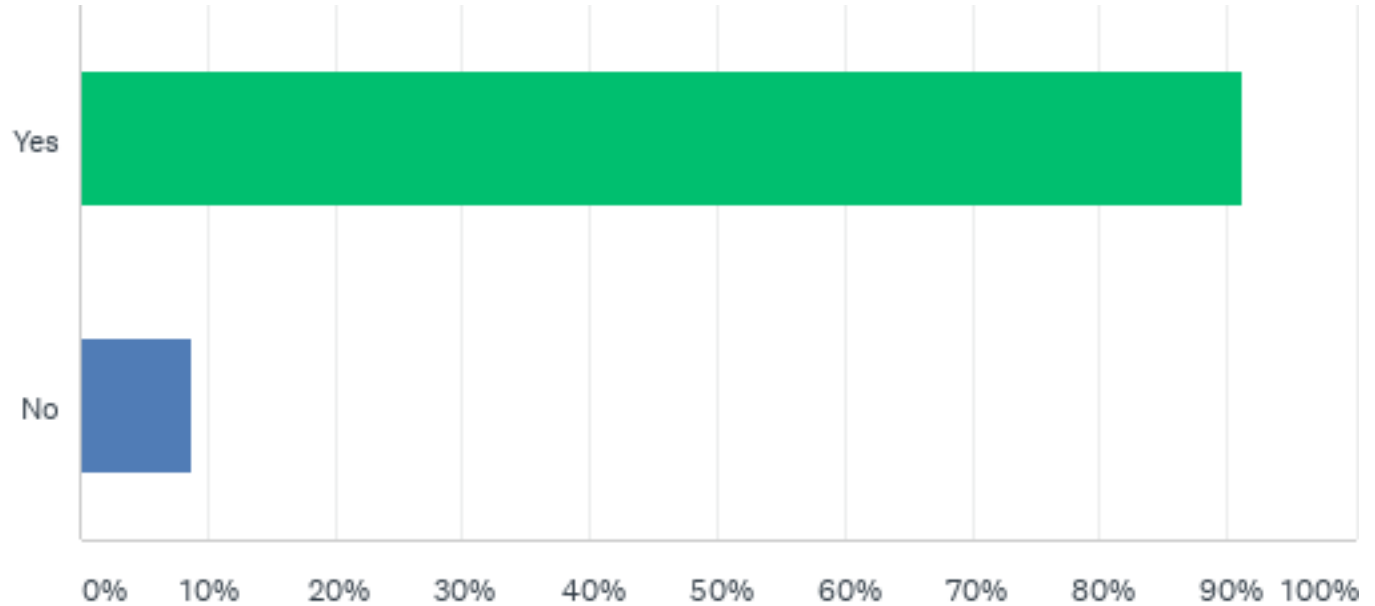
ANSWER CHOICES	RESPONSES	
Hospital & Institutions	42.22%	76
Public Relations	37.22%	67
Fellowship Development	58.89%	106
Technology	51.11%	92
None	5.56%	10
Other (please specify)	6.67%	12
Total Respondents: 180		

Q5: What training and/or mentoring would be helpful? Check all that applies

- Service positions
- GSR, all Subcommittees
- Service and involvement
- All
- S
- in person meetings
- GRS workshops
- Unsure.
- Virtual etiquette
- Learning Days
- Whatever is available
- no idea

Q6: Are you willing to attend a virtual workshop?

Answered: 180 Skipped: 0



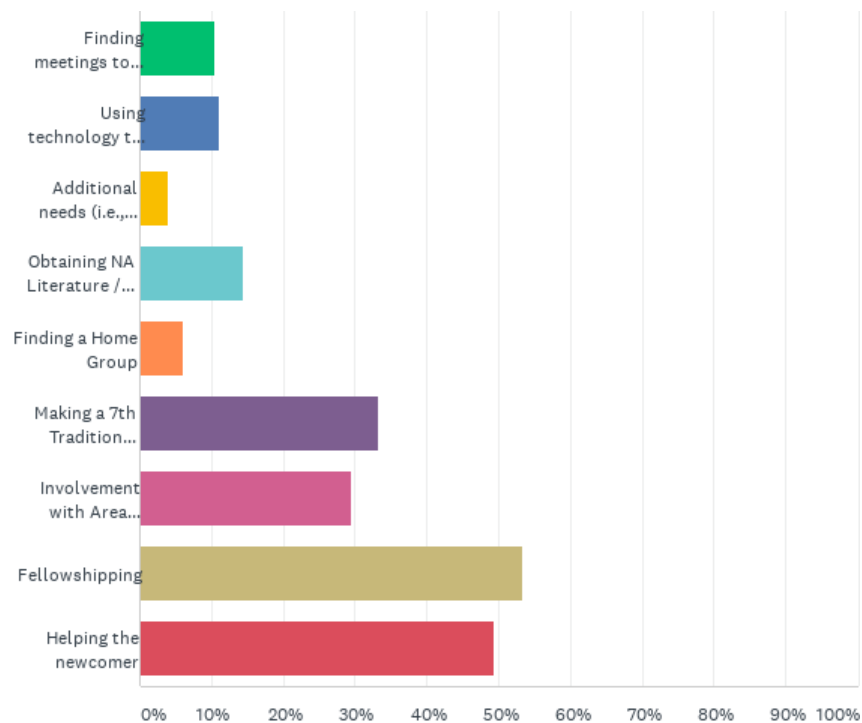
Q6: Are you willing to attend a virtual workshop?

Answered: 180 Skipped: 0

ANSWER CHOICES	RESPONSES	
Yes	91.11%	164
No	8.89%	16
TOTAL		180

Q7: What are the biggest challenges you are facing now? Choose up to three

Answered: 180 Skipped: 0



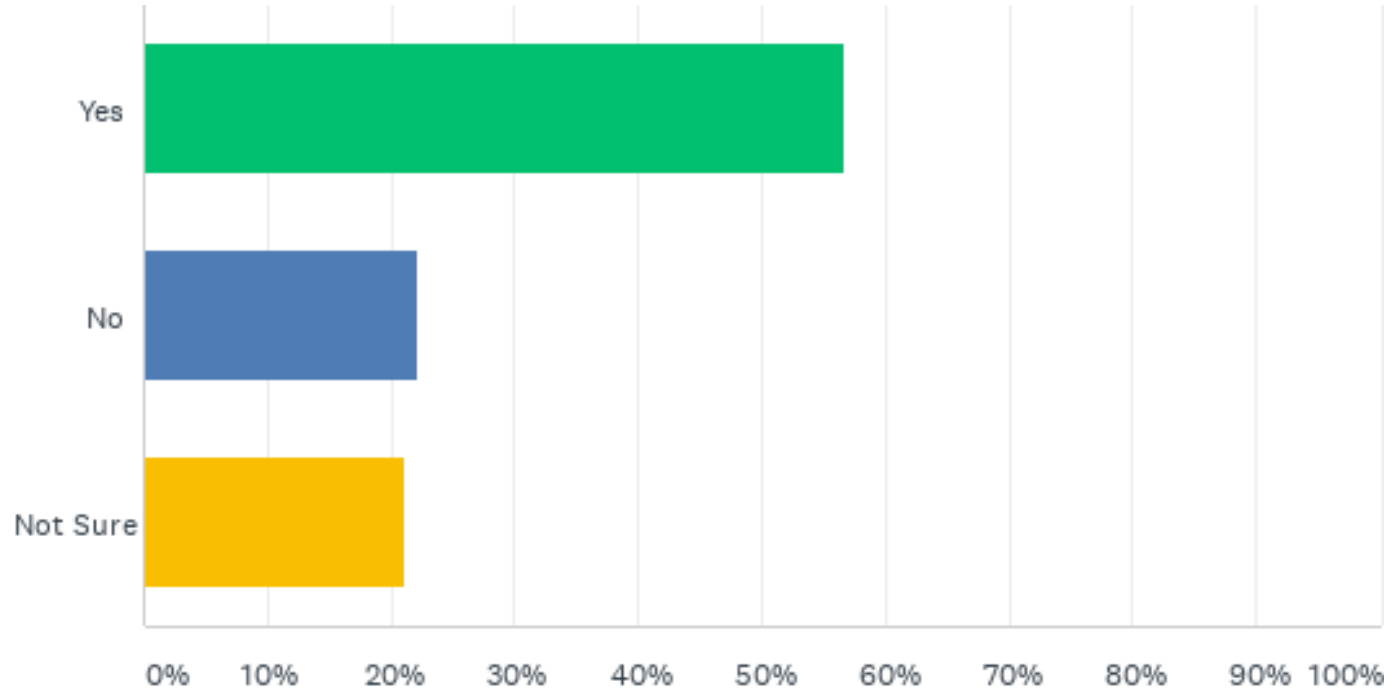
Q7: What are the biggest challenges you are facing now? Choose up to three

Answered: 180 Skipped: 0

ANSWER CHOICES	RESPONSES	
Finding meetings to attend	10.56%	19
Using technology to attend Virtual meetings	11.11%	20
Additional needs (i.e., sign language, translations, etc.)	3.89%	7
Obtaining NA Literature / Key Tags	14.44%	26
Finding a Home Group	6.11%	11
Making a 7th Tradition donation	33.33%	60
Involvement with Area subcommittees	29.44%	53
Fellowshipping	53.33%	96
Helping the newcomer	49.44%	89
Total Respondents: 180		

Q8: Do you know what Zonal Forum you are in?

Answered: 180 Skipped: 0



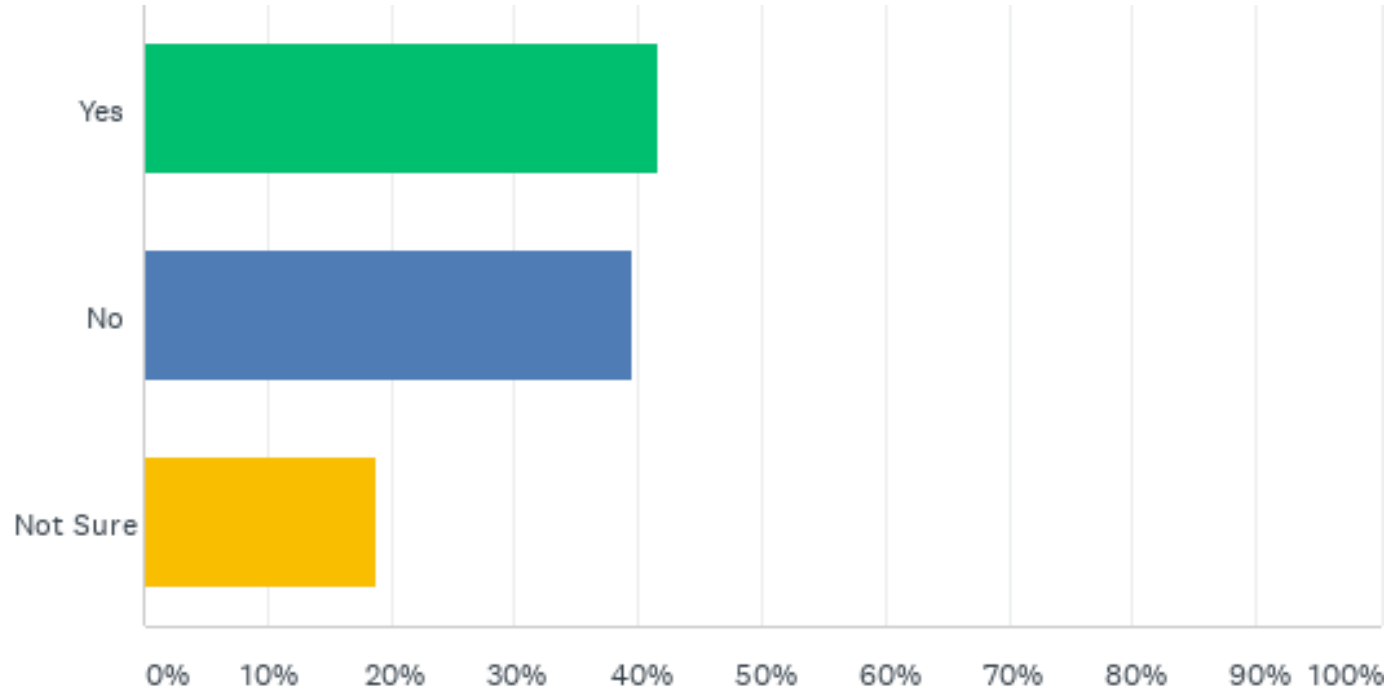
Q8: Do you know what Zonal Forum you are in?

Answered: 180 Skipped: 0

ANSWER CHOICES	RESPONSES	
Yes	56.67%	102
No	22.22%	40
Not Sure	21.11%	38
TOTAL		180

Q9: Do you know how to contact your Zonal Forum?

Answered: 180 Skipped: 0



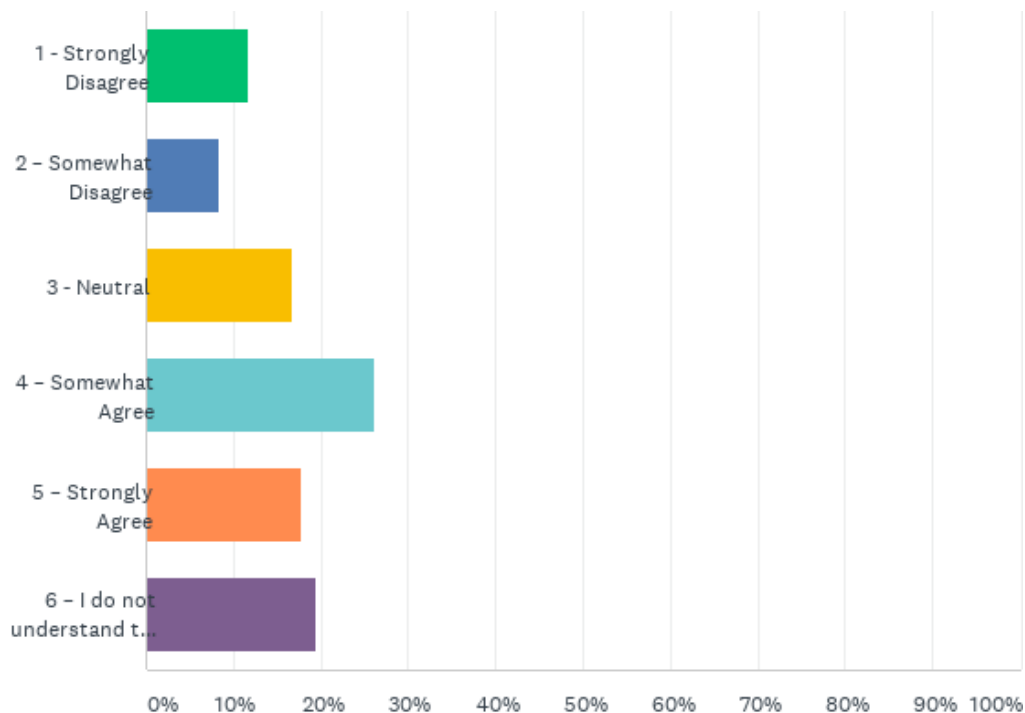
Q9: Do you know how to contact your Zonal Forum?

Answered: 180 Skipped: 0

ANSWER CHOICES	RESPONSES	
Yes	41.67%	75
No	39.44%	71
Not Sure	18.89%	34
TOTAL		180

Q10: I understand the purpose of the Autonomy Zonal Forum (AZF). Check One

Answered: 180 Skipped: 0



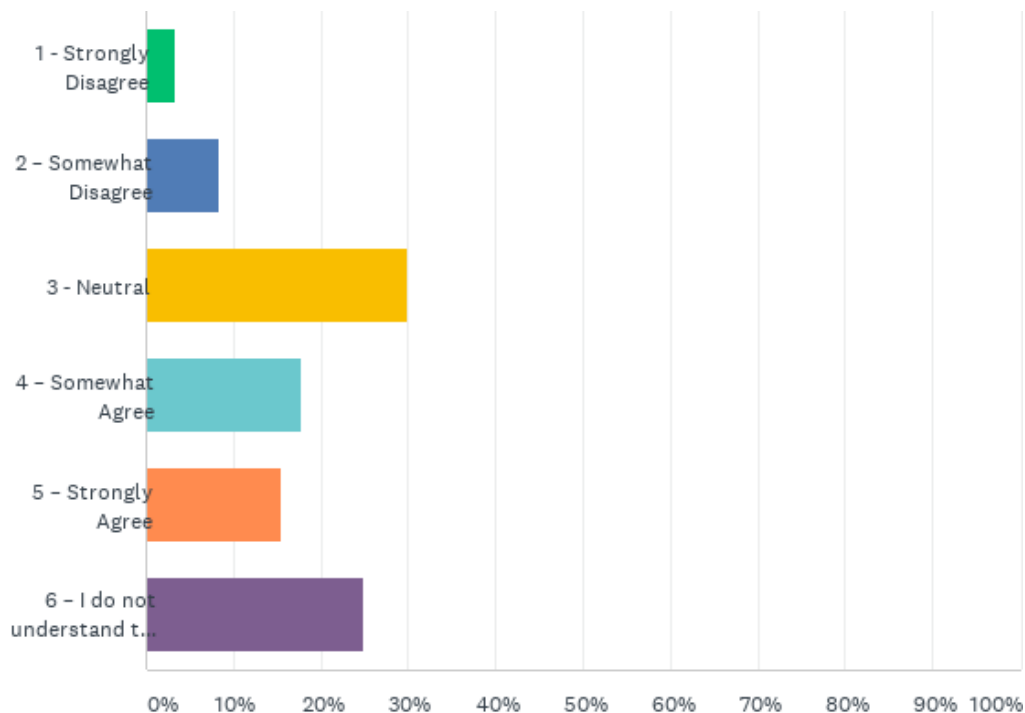
Q10: I understand the purpose of the Autonomy Zonal Forum (AZF).Check One

Answered: 180 Skipped: 0

ANSWER CHOICES	RESPONSES	
<input type="checkbox"/> 1 - Strongly Disagree	11.67%	21
<input type="checkbox"/> 2 – Somewhat Disagree	8.33%	15
<input type="checkbox"/> 3 - Neutral	16.67%	30
<input type="checkbox"/> 4 – Somewhat Agree	26.11%	47
<input type="checkbox"/> 5 – Strongly Agree	17.78%	32
<input type="checkbox"/> 6 – I do not understand the question/no experience	19.44%	35
TOTAL		180

Q11: I Feel that the Zone supports the region in serving its Areas.Check One

Answered: 180 Skipped: 0



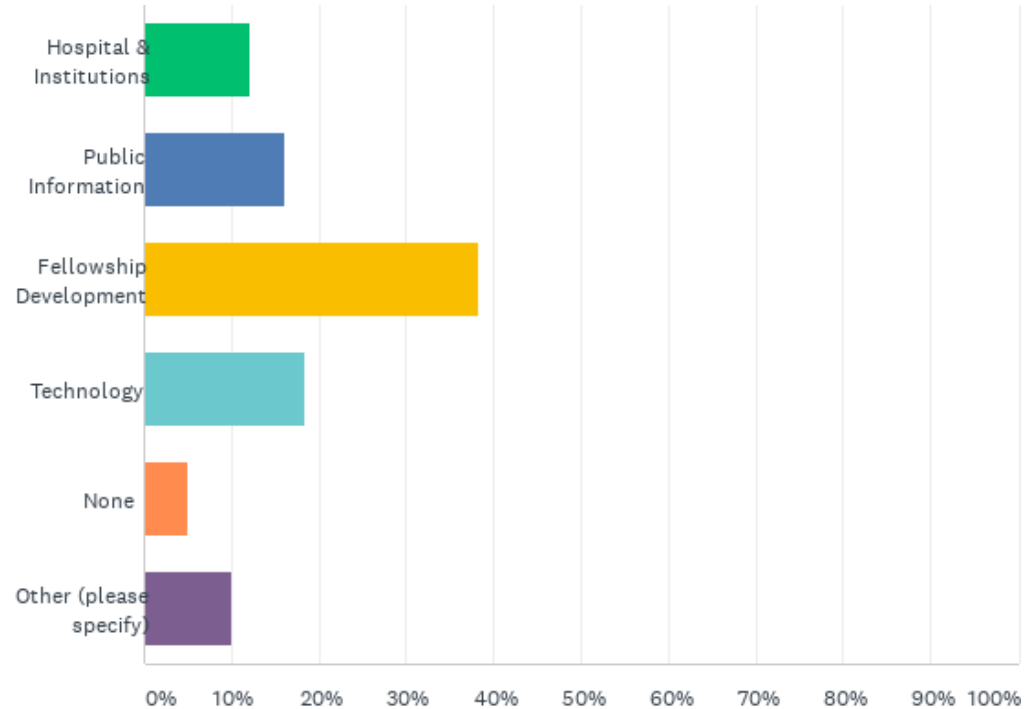
Q11: I Feel that the Zone supports the region in serving its Areas. Check One

Answered: 180 Skipped: 0

ANSWER CHOICES	RESPONSES	
<input type="checkbox"/> 1 - Strongly Disagree	3.33%	6
<input type="checkbox"/> 2 – Somewhat Disagree	8.33%	15
<input type="checkbox"/> 3 - Neutral	30.00%	54
<input type="checkbox"/> 4 – Somewhat Agree	17.78%	32
<input type="checkbox"/> 5 – Strongly Agree	15.56%	28
<input type="checkbox"/> 6 – I do not understand the question/no experience	25.00%	45
TOTAL		180

Q12: What Learning Day would be most beneficial to your Region? Choose 1

Answered: 180 Skipped: 0



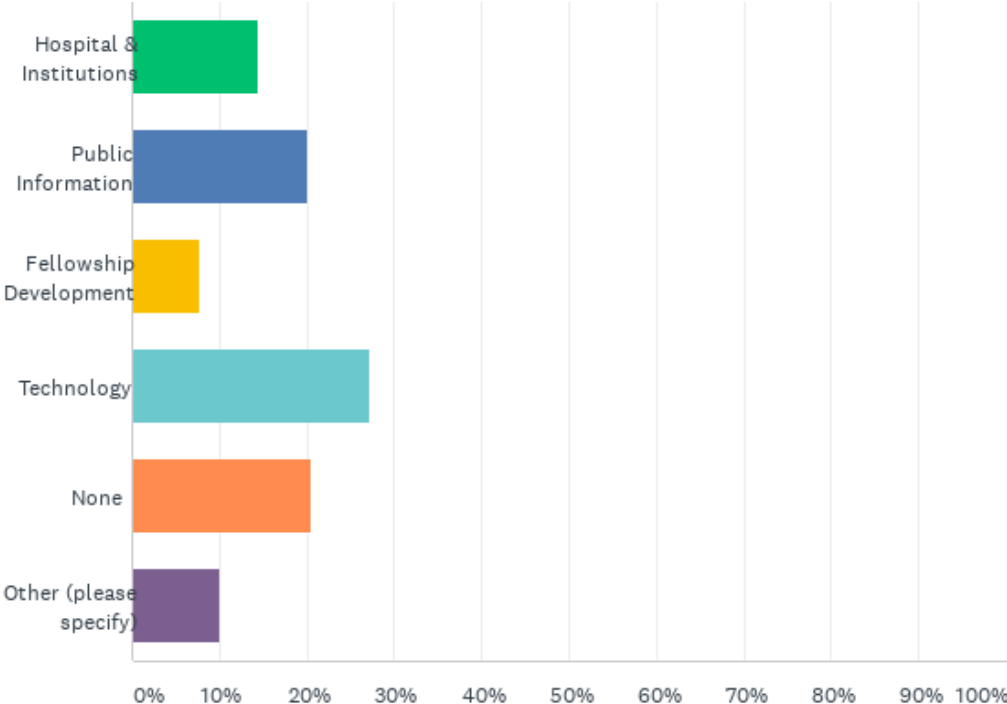
Q12: What Learning Day would be most beneficial to your Region? Choose 1

Answered: 180 Skipped: 0

ANSWER CHOICES	RESPONSES	
Hospital & Institutions	12.22%	22
Public Information	16.11%	29
Fellowship Development	38.33%	69
Technology	18.33%	33
None	5.00%	9
Other (please specify)	10.00%	18
TOTAL		180

Q13: What Regional services are functioning well? Check one

Answered: 180 Skipped: 0



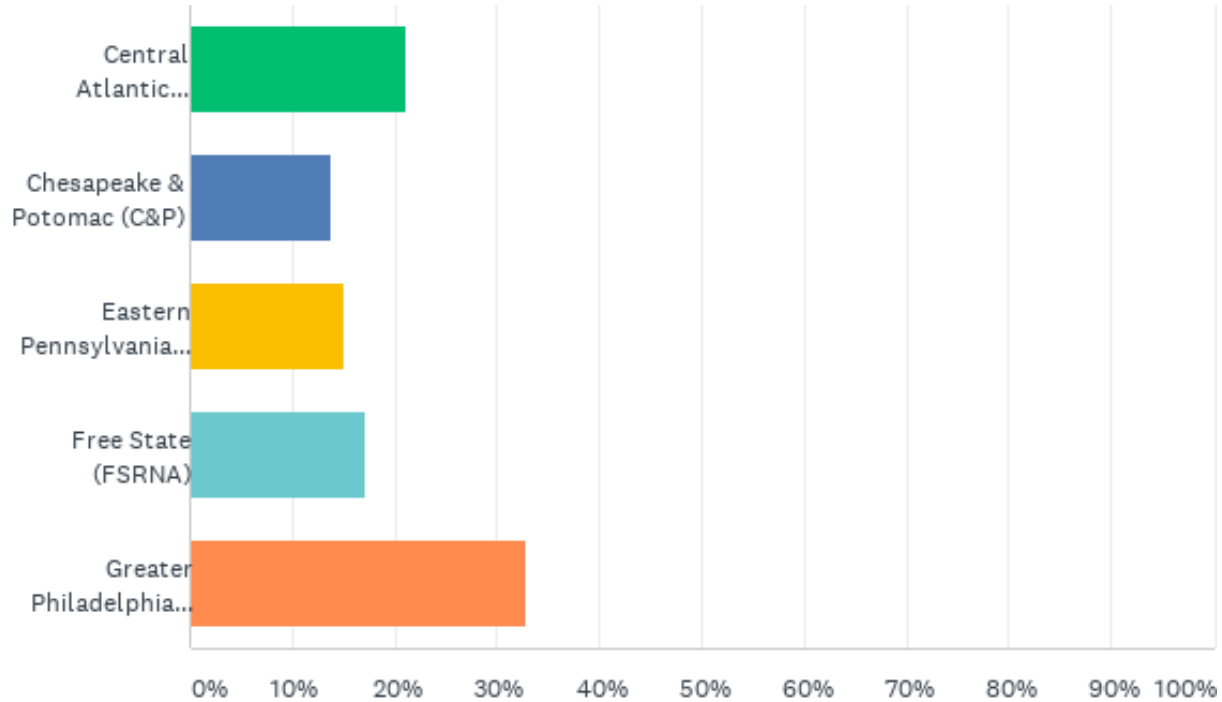
Q13: What Regional services are functioning well? Check one

Answered: 180 Skipped: 0

ANSWER CHOICES	RESPONSES	
Hospital & Institutions	14.44%	26
Public Information	20.00%	36
Fellowship Development	7.78%	14
Technology	27.22%	49
None	20.56%	37
Other (please specify)	10.00%	18
TOTAL		180

Q14: In what region do you current serve ()?

Answered: 180 Skipped: 0



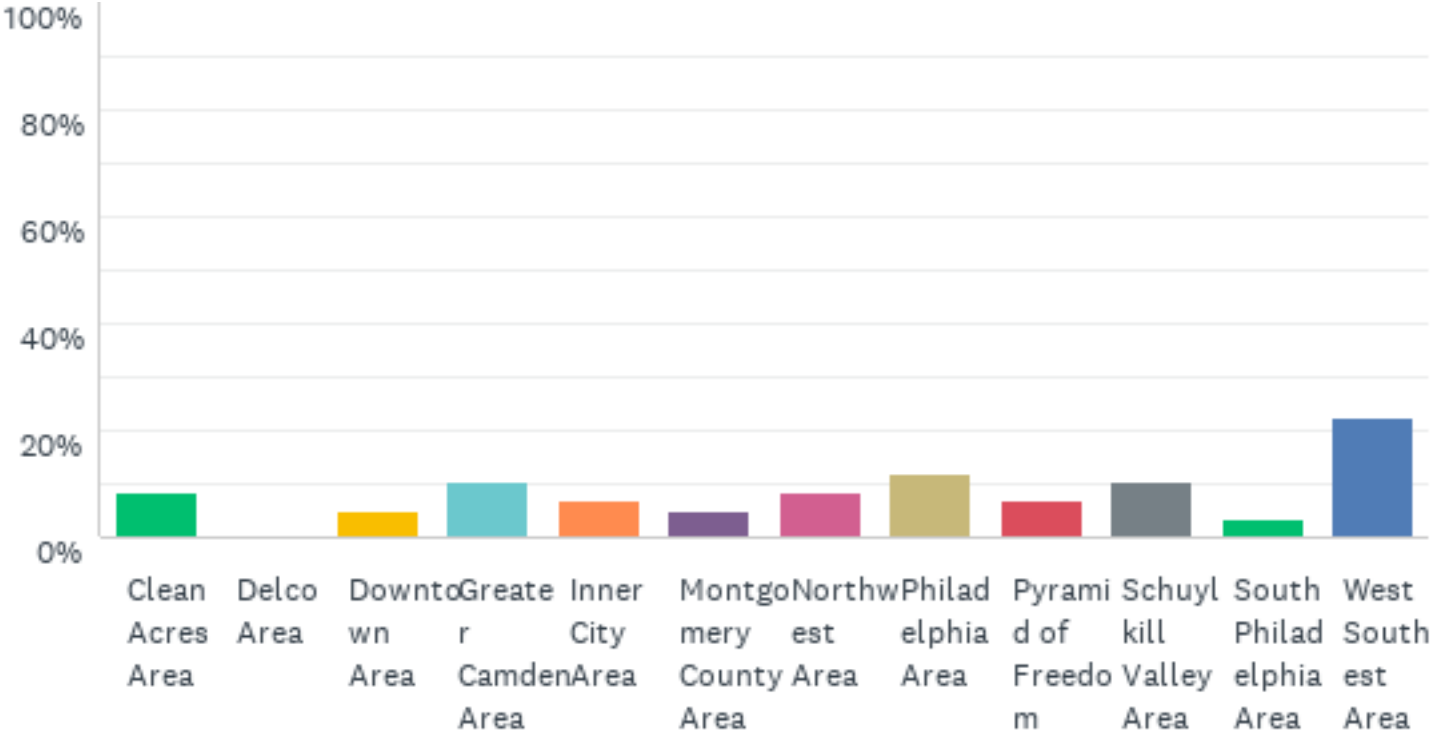
Q14: In what region do you current serve ()?

Answered: 180 Skipped: 0

ANSWER CHOICES	RESPONSES	
Central Atlantic (CARNA)	21.11%	38
Chesapeake & Potomac (C&P)	13.89%	25
Eastern Pennsylvania (EPARNA)	15.00%	27
Free State (FSRNA)	17.22%	31
Greater Philadelphia (GPRNA)	32.78%	59
TOTAL		180

Q15: If Greater Philadelphia (GPRNA), In what area do you serve?

Answered: 58 Skipped: 122



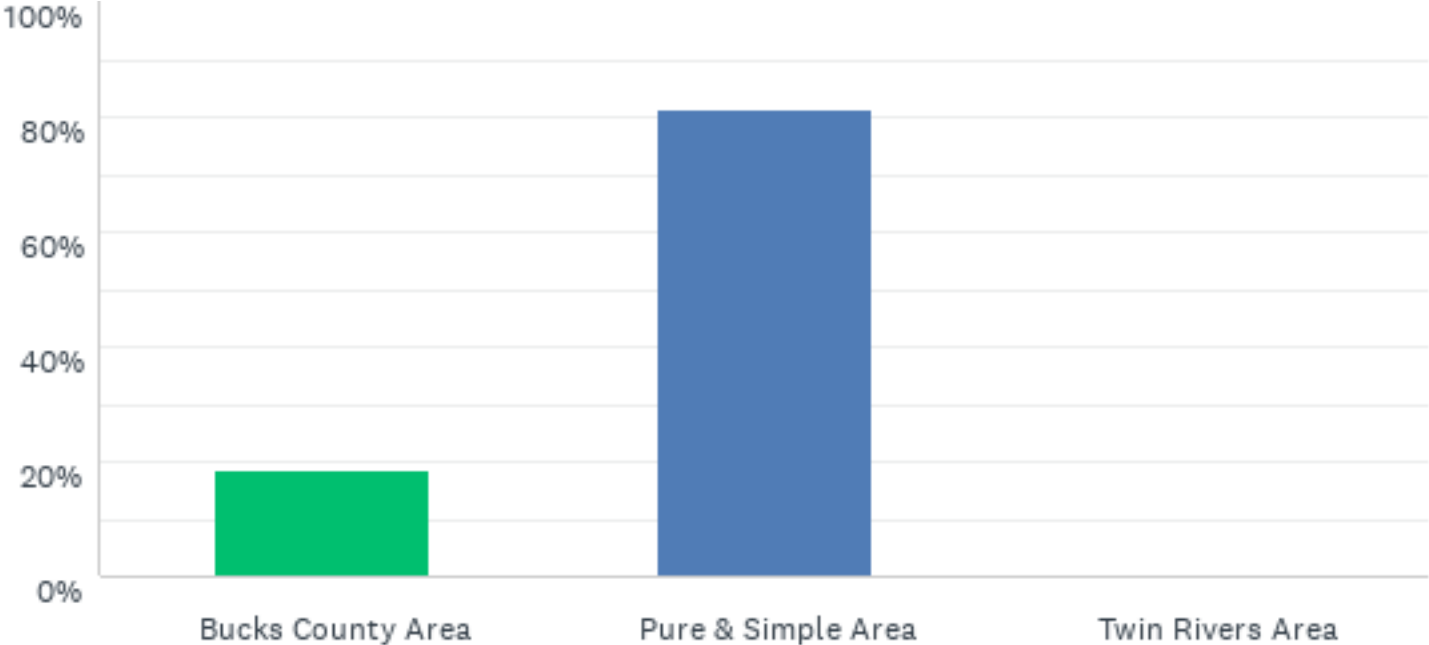
Q15: If Greater Philadelphia (GPRNA), In what area do you serve?

Answered: 58 Skipped: 122

ANSWER CHOICES	RESPONSES	
Clean Acres Area	8.62%	5
Delco Area	0.00%	0
Downtown Area	5.17%	3
Greater Camden Area	10.34%	6
Inner City Area	6.90%	4
Montgomery County Area	5.17%	3
Northwest Area	8.62%	5
Philadelphia Area	12.07%	7
Pyramid of Freedom Area	6.90%	4
Schuylkill Valley Area	10.34%	6
South Philadelphia Area	3.45%	2
West Southwest Area	22.41%	13
TOTAL		58

Q16: If Eastern Pennsylvania (EPARNA), In what area do you serve?

Answered: 27 Skipped: 153



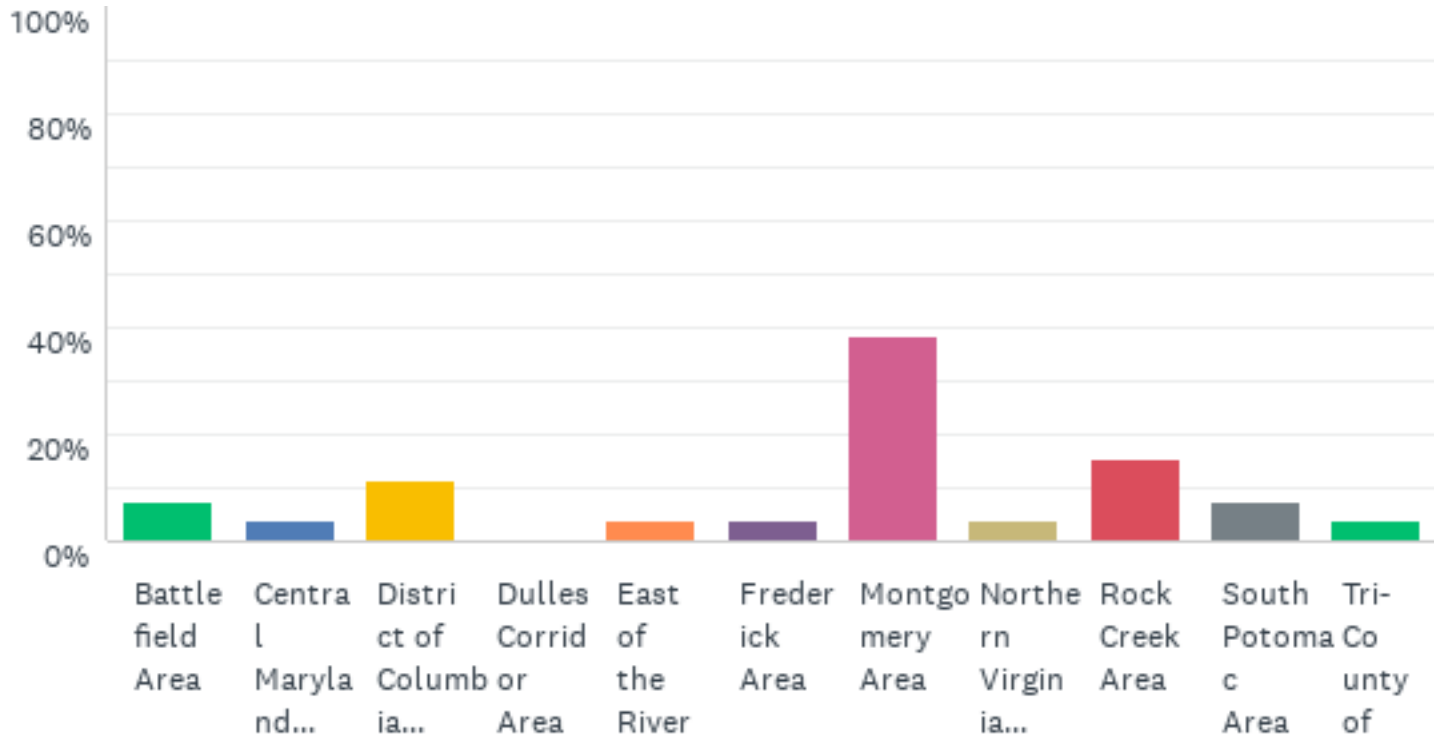
Q16: If Eastern Pennsylvania (EPARNA), In what area do you serve?

Answered: 27 Skipped: 153

ANSWER CHOICES	RESPONSES	
Bucks County Area	18.52%	5
Pure & Simple Area	81.48%	22
Twin Rivers Area	0.00%	0
TOTAL		27

Q17: If Chesapeake & Potomac (C&P), In what area do you serve()?

Answered: 26 Skipped: 154



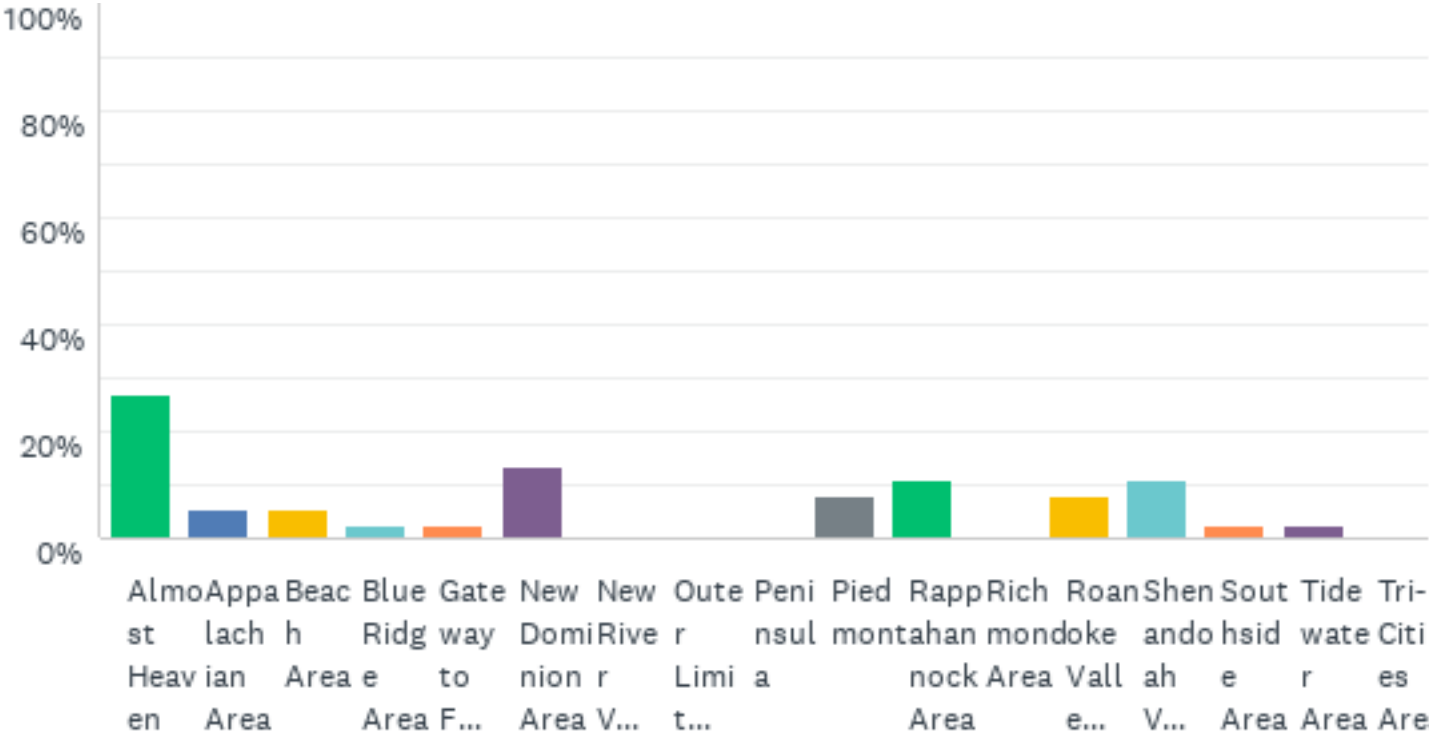
Q17: If Chesapeake & Potomac (C&P), In what area do you serve()?

Answered: 26 Skipped: 154

ANSWER CHOICES	RESPONSES	
Battlefield Area	7.69%	2
Central Maryland Area	3.85%	1
District of Columbia Area	11.54%	3
Dulles Corridor Area	0.00%	0
East of the River Area	3.85%	1
Frederick Area	3.85%	1
Montgomery Area	38.46%	10
Northern Virginia Area	3.85%	1
Rock Creek Area	15.38%	4
South Potomac Area	7.69%	2
Tri-County of Southern Maryland Area	3.85%	1
TOTAL		26

Q18: If Central Atlantic, In what area do you serve()?

Answered: 37 Skipped: 143



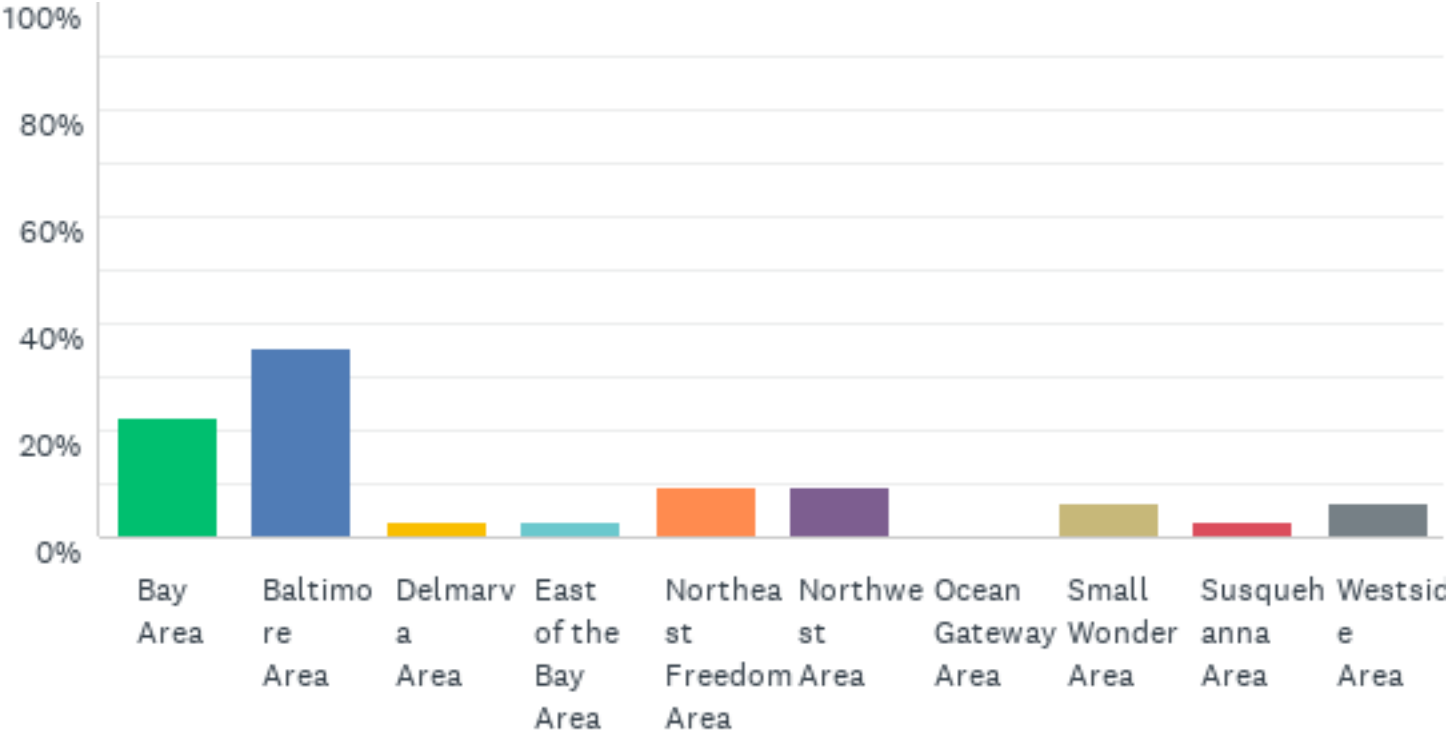
Q18: If Central Atlantic, In what area do you serve()?

Answered: 37 Skipped: 143

ANSWER CHOICES	RESPONSES	
Almost Heaven	27.03%	10
Appalachian Area	5.41%	2
Beach Area	5.41%	2
Blue Ridge Area	2.70%	1
Gateway to Freedom Area	2.70%	1
New Dominion Area	13.51%	5
New River Valley Area	0.00%	0
Outer Limits Area	0.00%	0
Peninsula	0.00%	0
Piedmont	8.11%	3
Rappahannock Area	10.81%	4
Richmond Area	0.00%	0
Roanoke Valley Area	8.11%	3
Shenandoah Valley Area	10.81%	4
Southside Area	2.70%	1
Tidewater Area	2.70%	1
Tri-Cities Area	0.00%	0
TOTAL		37

Q19: If Free State, In what area do you serve?

Answered: 31 Skipped: 149



Q19: If Free State, In what area do you serve?

Answered: 31 Skipped: 149

ANSWER CHOICES	RESPONSES	
Bay Area	22.58%	7
Baltimore Area	35.48%	11
Delmarva Area	3.23%	1
East of the Bay Area	3.23%	1
Northeast Freedom Area	9.68%	3
Northwest Area	9.68%	3
Ocean Gateway Area	0.00%	0
Small Wonder Area	6.45%	2
Susquehanna Area	3.23%	1
Westside Area	6.45%	2
TOTAL		31